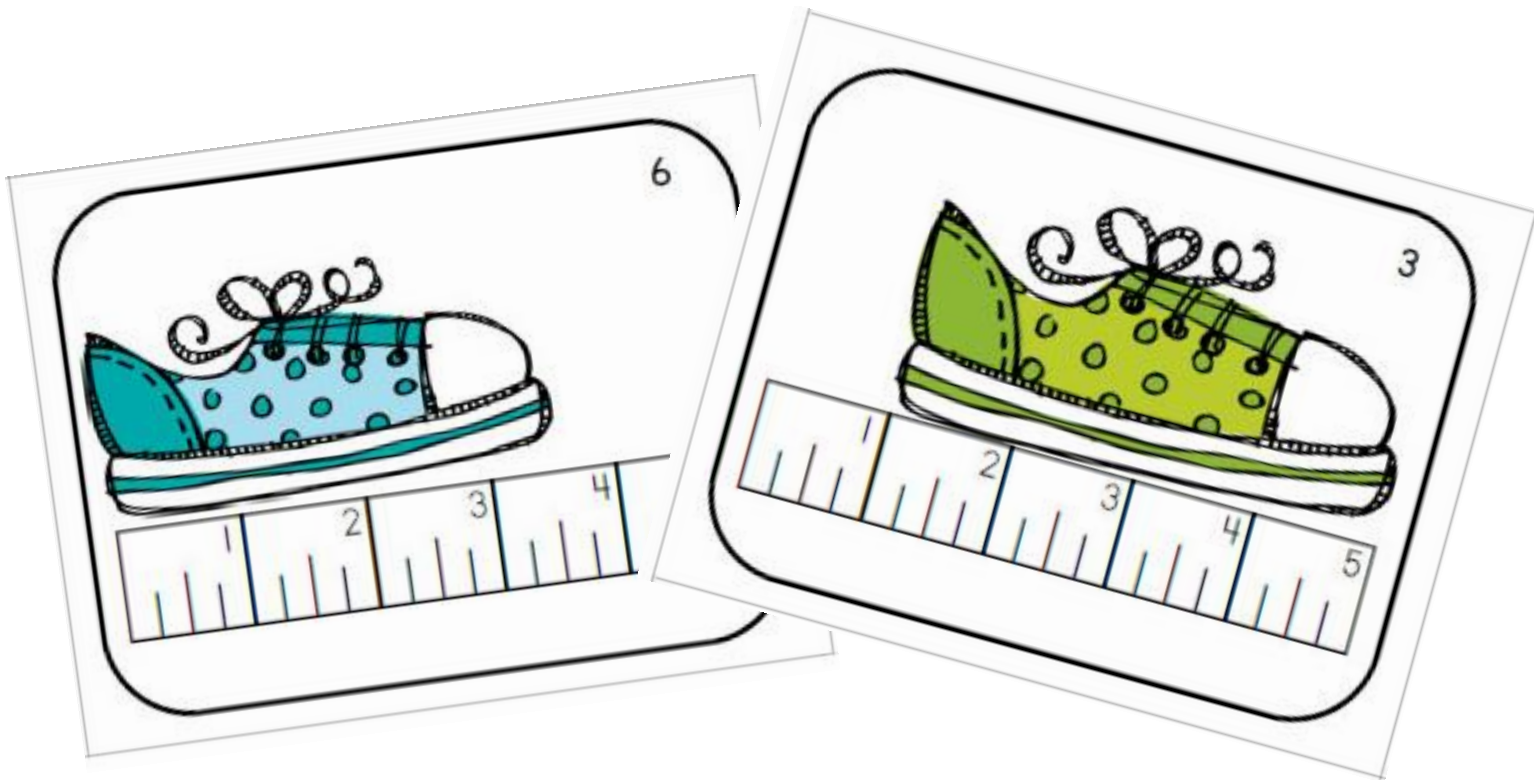


Measurement Task Cards



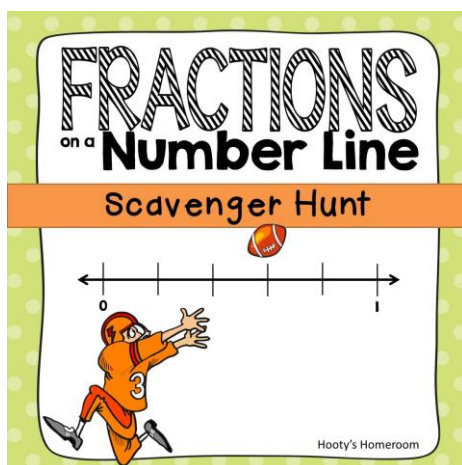
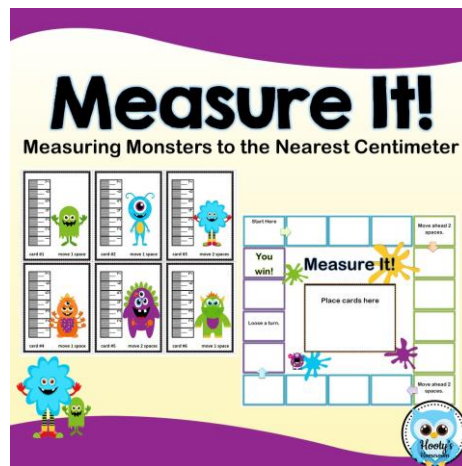
Measuring to the Nearest
Half Inch



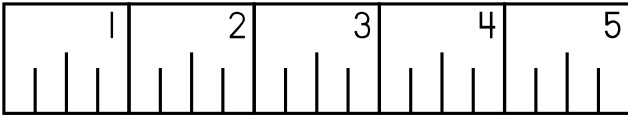
Teacher Notes

This download focuses on measuring to the nearest half inch. To provide an extra challenge, not all of the objects being measured line up with the edge of the ruler.

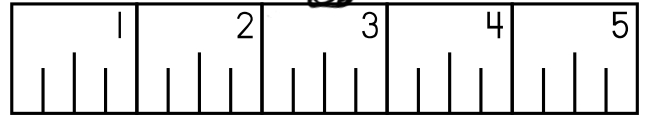
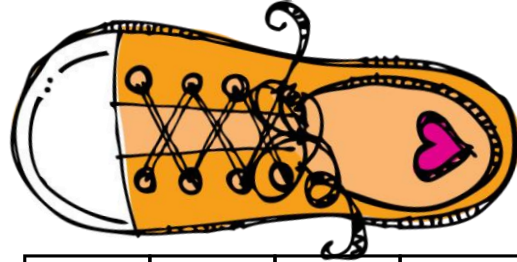
You might also like...



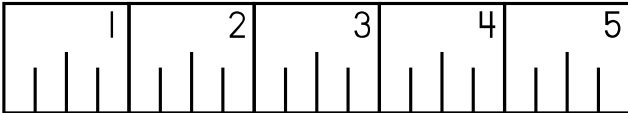

1



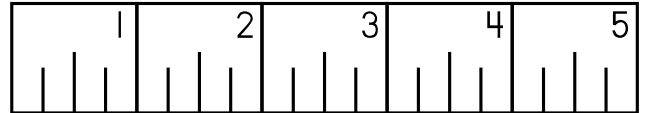
2



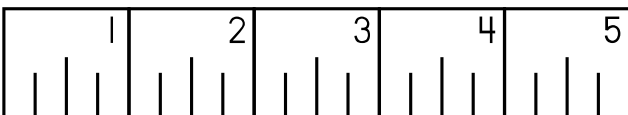

3



4



5



6



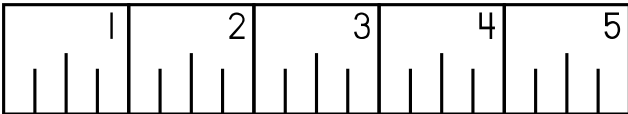
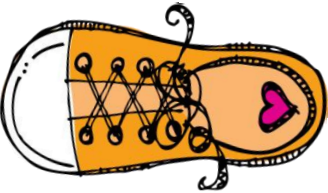
7



8




9



10



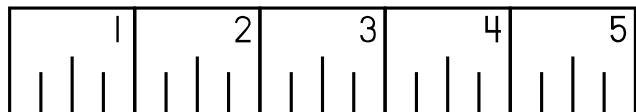
11



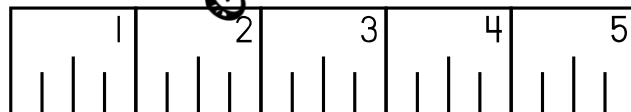
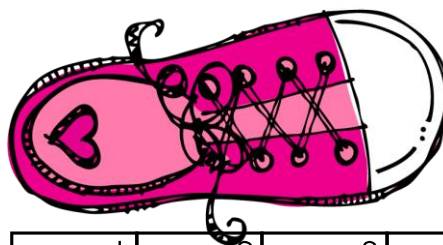
12



13



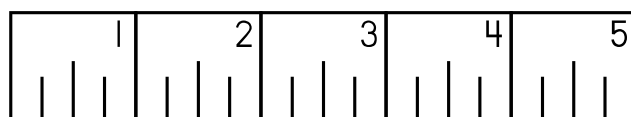
14



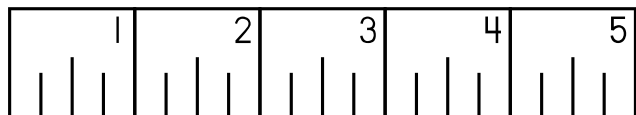
15



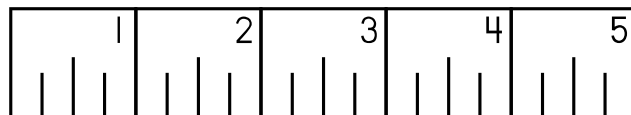

16



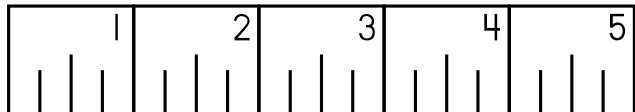

17




18



19



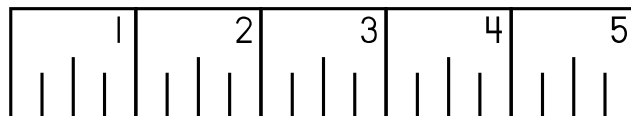
20



21



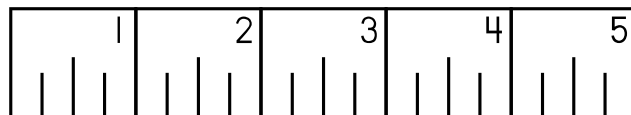

22



23




24



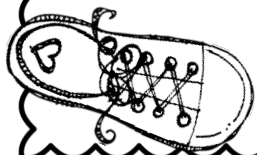
Name _____

Measuring to the Nearest Half Inch

Be sure to label your answers.



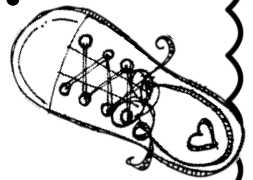
- | | |
|-----------|-----------|
| 1. _____ | 13. _____ |
| 2. _____ | 14. _____ |
| 3. _____ | 15. _____ |
| 4. _____ | 16. _____ |
| 5. _____ | 17. _____ |
| 6. _____ | 18. _____ |
| 7. _____ | 19. _____ |
| 8. _____ | 20. _____ |
| 9. _____ | 21. _____ |
| 10. _____ | 22. _____ |
| 11. _____ | 23. _____ |
| 12. _____ | 24. _____ |




Name _____

Measuring to the Nearest Half Inch

Be sure to label your answers.



- | | |
|-----------------------|-----------------------|
| 1. <u>4 ½ inches</u> | 13. <u>1 ½ inches</u> |
| 2. <u>4 inches</u> | 14. <u>3 ½ inches</u> |
| 3. <u>4 inches</u> | 15. <u>½ inches</u> |
| 4. <u>1 ½ inches</u> | 16. <u>2 ½ inches</u> |
| 5. <u>3 ½ inches</u> | 17. <u>2 ½ inches</u> |
| 6. <u>3 ½ inches</u> | 18. <u>4 ½ inches</u> |
| 7. <u>2 ½ inches</u> | 19. <u>3 ½ inches</u> |
| 8. <u>2 inches</u> | 20. <u>1 ½ inches</u> |
| 9. <u>2 ½ inches</u> | 21. <u>3 ½ inches</u> |
| 10. <u>3 inches</u> | 22. <u>1 ½ inches</u> |
| 11. <u>4 ½ inches</u> | 23. <u>2 ½ inches</u> |
| 12. <u>2 ½ inches</u> | 24. <u>3 inches</u> |



Thank you

for downloading!

If you have any questions or concerns about this file,
please email me at hootyshomeroom@gmail.com.

If you are pleased with this product,
please leave feedback to let others know this resource can help them.

Terms of Use

This file is intended for individual classroom use only. Please understand that no part of this file and activities may be duplicated or shared in any way without my permission including, but not limited to; email, shared directories, sharing on-line or reselling as your own. If you plan on letting another teacher(s) use this work (i.e. other teachers in your grade level or on your team), please purchase additional licenses for each teacher at a discounted price.

Credits



For more teaching ideas, visit
Hootyshomeroom.blogspot.com