

# Supporting Your Reader at Home



September 19, 2019  
Presented by: Chi Truong & Chiquita Layne  
Literacy ILT & ELA Chair

# Today's Chat



Components of reading

The importance of reading as  
it relates to academic success

Decoding and  
comprehension strategies to  
support your child

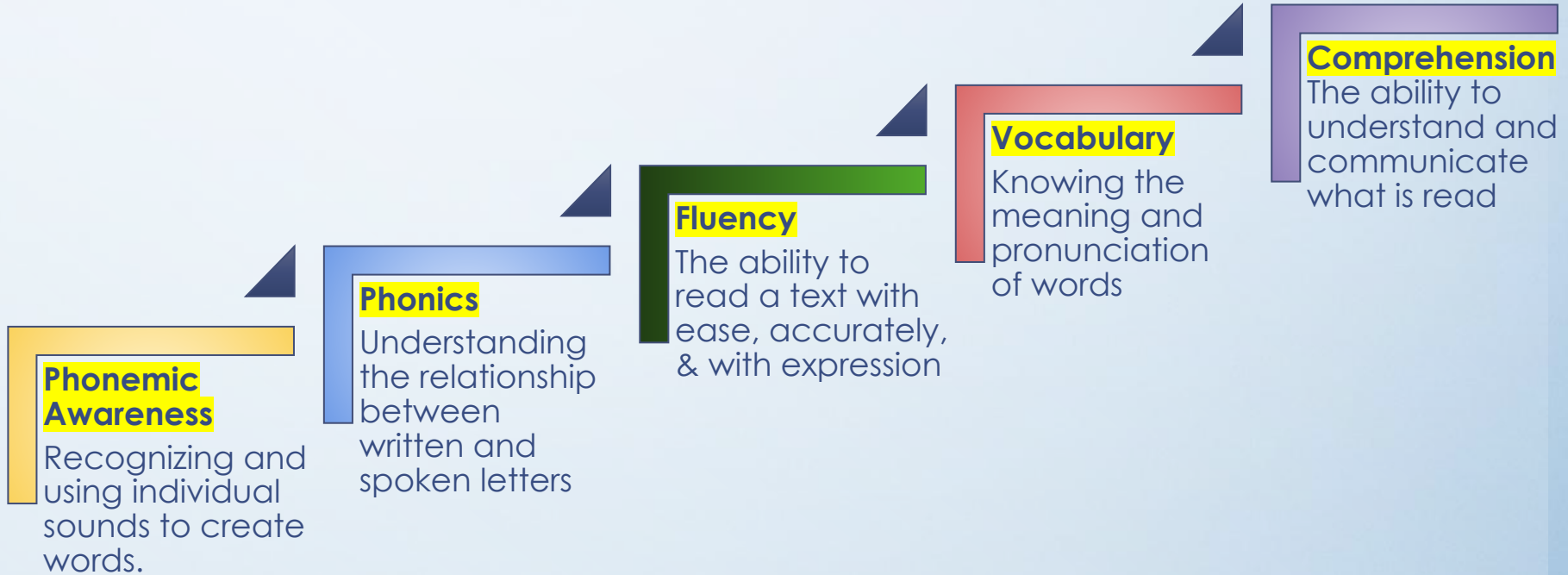
# Our Literacy Mission

To motivate, challenge, and empower students to become enthusiastic readers, critical thinkers, and effective communicators.

# Our Core Belief

*We believe in a balanced approach to literacy.* Students need independent, guided, and shared reading and writing opportunities, as well as daily read alouds and time for word study.

# 5 Components of Reading



**These components work together to create the reading experience. Children must develop these skills to become successful readers.**
















# The Importance of Reading


Creating a love of reading in children is potentially one of the most powerful ways of improving academic performance in school.

**“Children are made readers in the laps of their parents**



# READ 20 Minutes A Day!

| Student A Reads  | Student B Reads  | Student C Reads  |
|--|--|--|
|  20 minutes a day                                 |  5 minutes a day                                  |  1 minute a day                                   |
|  3,600 minutes per school year                    |  900 minutes per school year                      |  180 minutes per school year                      |
|  1,800,000 words per year                         |  282,000 words per year                           |  8,000 words per year                             |
|   |    |   |
|  Scores in 90th percentile on standardized tests |  Scores in 50th percentile on standardized tests |  Scores in 10th percentile on standardized tests |



# Reading at Home: **ENJOY IT!**

- It is **NOT** a test or a race.
- Create a **quiet and comfortable** reading environment.
- Make reading **visible**; have books available in your home for different purposes. (*Cook books, newspapers, instruction manuals, calendars, diaries, etc.*)
- Share books every day. Plan reading into your **daily routine**.
- **Talk about** books; don't just read them.
- **Sit and listen** - don't do chores around the reader!



# Reading to your child...

- **Introduce your children to different types of books:** *classic fiction, chapter books, short stories, joke books, poetry, non-fiction.*
- **Read them the book that was your favorite when you were a child.**
- **Read slowly, with expression.** *Try to use different and funny voices for characters.*
- **Follow the words and read the story using the pictures.**
- **Talk about what is happening and what might happen next.**



A decorative title card for 'Reading Strategies'. The text is centered on a light orange background with a pattern of small orange dots. This background is framed by a white border, which is itself surrounded by a blue and white striped border with a scalloped edge.


# Reading Strategies

# If Your Reader is Stuck...



## Eagle Eye

Look at the picture.  
Use the beginning letter.




## Lips the Fish

Get your mouth ready.  
Say the first sound.



## Stretchy Snake

Sloooooowly stretch each  
letter sound together.



## Chunky Monkey

Break the word into  
chunks you know.  
m at ☺ fl at ☺ spl at ter

# Comprehension

- Being able to read does not mean you understand what you read.
- Your child might sound like a good reader but may not necessarily understand what the text means.

The best way to develop understanding is to talk about text.



# Comprehension



- Discuss how to find information on the page.
- Being able to find information that is not on the page.
- Looking for clues
- Thinking about situations and predicting what might happen.
- Putting yourself in a character's shoes and understanding what is going on from their viewpoint.
- Talk about new words and their meanings

# Comprehension Strategies

## Questioning Owl

Ask QUESTIONS!



- ✓ Ask questions about the text
- ✓ Try to find the answers as you read

## Digger the Dog

Dig for IMPORTANT IDEAS!



- ✓ Find out what's important
- ✓ Look for what information helps you figure out the author's purpose

## Jabber the Reteller

RETELL the story!



- ✓ Tell the story in your own words
- ✓ Give as much information as you can

## Rocky Raccoon

Make a PICTURE!



- ✓ Use the pictures to imagine what's going on in the story
- ◇ Characters  
◇ Setting  
◇ Actions

## Evaluating Emu

Talk about the book!



- ✓ What did you like about the text?
- ✓ What did you dislike?
- ✓ Who is the text good for?

## Predicting Panda

Make a GOOD GUESS!



- ✓ Use clues in the text to predict what will happen next.
- ✓ Revisit your predictions as you read.

# Closed vs. Open Questions

- Do you like this book?
- Do you like this character?
- It's a good story, isn't it?
- Do you like reading?
- Are you good at reading?
- Do you like this kind of story?



- What do you like about this book?
- What do you think of this character?
- Why do you think this is a good story?
- What's great about reading?
- Why are you a good reader?
- What is it about these stories that you like so much?

**Change these questions so that the answers cannot be yes or no.**



# Thank You for Your Support and Time!

Let's work together to motivate, challenge, and empower our students to become passionate readers, critical thinkers, and effective communicators.







"Tell us what  
you think!"



# Reading Online Resources for Parents

## **Helping Your Child Become a Reader - U.S. Department of Education**

<https://www2.ed.gov/parents/academic/help/reader/index.html>

## **Reading Tips for Parents - Florida Department of Education**

<http://www.fldoe.org/core/fileparse.php/7539/urlt/Parent-Tips.pdf>

## **Reading at Home: 10 Simple Strategies for Parents**

<http://www.k12reader.com/reading-at-home-simple-strategies-for-creating-strong-readers/>

## **Reading Tips for Parents**

<https://www2.ed.gov/parents/read/resources/readingtips/readingtips.pdf>

## **Reading Tips for Parents (in 11 Languages)**

<http://www.readingrockets.org/article/reading-tips-parents-11-languages>

## **Scholastic's Reading Tips for Parents**

<http://www.scholastic.com/parents/resources/article/more-reading-resources/reading-tips-parents>

# Reading Online Resources for Parents (Continued)

## **Reading Tips for Parents - Florida Department of Education**

<http://www.fldoe.org/core/fileparse.php/7539/urlt/Parent-Tips.pdf>

## **Strategies Packet for Parents and Students for Improving Reading, Writing and Mathematics**

[https://reports05.nwea.org/nwea/help/DRS\\_Inst\\_Strat.pdf](https://reports05.nwea.org/nwea/help/DRS_Inst_Strat.pdf)

## **Reading Tips for Parents of Middle School Students**

<http://www.nhcs.net/trask/Documents/Reading%20Tips%20for%20Parents.pdf>

## **Tips for Helping Children with Reading Comprehension Difficulties**

[https://www.superduperinc.com/handouts/pdf/136\\_Reading\\_Comprehension\\_Difficulties.pdf](https://www.superduperinc.com/handouts/pdf/136_Reading_Comprehension_Difficulties.pdf)

## **Reading Comprehension Tips for Parents**

<https://www.bloom-carroll.k12.oh.us/pdf/reading-comprehension-tips-for-parents.pdf>

## **A Parent's Little Guide to Helping Children Read**

<http://www.springboard.org.uk/data/files/Parents/parents-little-guide.pdf>